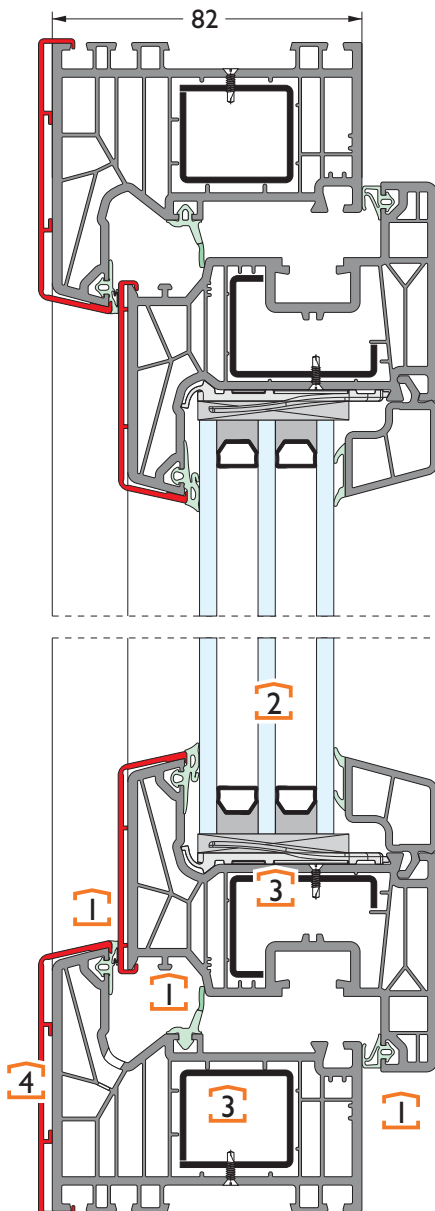


Living MD Top Alu

window - vertical section



KONSTRUKTION

Energy-saving 7-chamber PVC profiles are in accordance with DIN EN ISO 1163-1: PVC-U, EDLP, 082-50-T28. The thickness of the profile is 82 mm.

HARDWARE

We install ROTO NX hardware in a silver colour. The certified load-bearing capacity of the standard installed hardware is 130 kg.

1 THREE SEALS ensure optimal tightness.

2 GLAZING

You can choose from a variety of thermal and acoustic insulated and safety glass. A spacer between glass made from rustproof metal sheet or plastic material (TGI) further improves the thermal characteristics of the product.

3 STRENGTHENERS

Steel reinforcement sections that are inserted in the vinyl profiles are protected against corrosion.

SURFACE TREATMENT

You can choose from a wide range of standard and RAL colours and decors. Special film with metallic look. The possibility of two-colour surfaces (interior-exterior).

4 ALUMINIUM SURFACES

A powder-coated aluminum clads are environmentally friendly and provides excellent quality and durability of coloured surfaces. A wide range of colors from the RAL color chart, imitation wood decors and colors with a metallic appearance.

Thermal transfer coefficient

Living MD Top Alu		
U _f - W/m ² K	U _g - W/m ² K	U _w - W/m ² K
1,0	1,1 (TGI)	1,2
	1,0 (TGI)	1,1
	0,7 (TGI)	0,89
	0,5 (TGI)	0,76

Legend

U_f - W/m²K Thermal transfer coefficient on frame window unit calculated according to EN ISO 10077-2.

U_g - W/m²K Thermal transfer coefficient on glazing.

U_w - W/m²K Thermal transfer coefficient on complete window unit calculated according to EN ISO 10077-1.

Possible execution

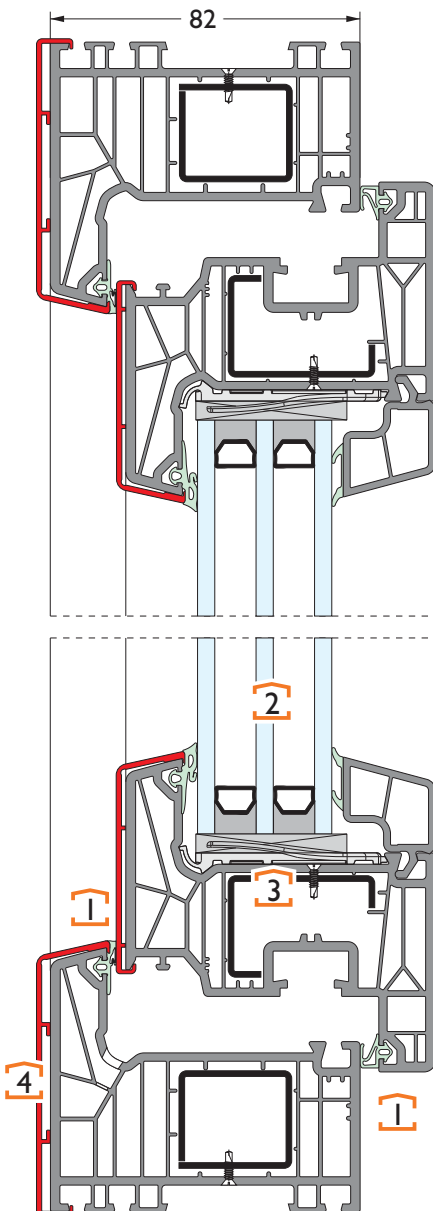
EXECUTION	Living MD Top Alu
Windows and balcony doors	⊕
Balcony doors type 11 BS, MFZ 20, MFAT 20	⊕
Balcony doors without upright tip 12, 13 BS MFZ 20, MFAT 20	⊕
Balcony doors type KPZ	⊕
Balcony doors opening outwards	⊗
Sliding-tilting type 14 PSK	⊕
Lifting-sliding type 18 HST	⊗
Folding-articulated	⊗

EXECUTION	LIVING SLIDE
Lifting-sliding type 18 HST	⊕

Legend ⊕ - possible ⊗ - not possible

Living AS Top Alu

window - vertical section



KONSTRUKTION

Energy-saving 7-chamber PVC profiles are in accordance with DIN EN ISO 1163-1: PVC-U, EDLP, 082-50-T28. The thickness of the profile is 82 mm.

HARDWARE

We install ROTO NX hardware in a silver colour. The certified load-bearing capacity of the standard installed hardware is 130 kg.

1 TWO SEALS ensure optimal tightness.

2 GLAZING

You can choose from a variety of thermal and acoustic insulated and safety glass. A spacer between glass made from rustproof metal sheet or plastic material (TGI) further improves the thermal characteristics of the product.

3 STRENGTHENERS

Steel reinforcement sections that are inserted in the vinyl profiles are protected against corrosion.

SURFACE TREATMENT

You can choose from a wide range of standard and RAL colours and decors. Special film with metallic look. The possibility of two-colour surfaces (interior-exterior).

4 ALUMINIUM SURFACES

A powder-coated aluminum clads are environmentally friendly and provides excellent quality and durability of coloured surfaces. A wide range of colors from the RAL color chart, imitation wood decors and colors with a metallic appearance.

Thermal transfer coefficient

Living AS Top Alu		
U _f - W/m ² K	U _g - W/m ² K	U _w - W/m ² K
1,1	1,1 (TGI)	1,2
	1,0 (TGI)	1,1
	0,7 (TGI)	0,92
	0,5 (TGI)	0,79

Legend

U_f - W/m²K Thermal transfer coefficient on frame window unit calculated according to EN ISO 10077-2.

U_g - W/m²K Thermal transfer coefficient on glazing.

U_w - W/m²K Thermal transfer coefficient on complete window unit calculated according to EN ISO 10077-1.

Possible execution

EXECUTION	Living AS Top Alu
Windows and balcony doors	⊕
Balcony doors type 11 BS, MFZ 20, MFAT 20	⊕
Balcony doors without upright tip 12, 13 BS MFZ 20, MFAT 20	⊕
Balcony doors type KPZ	⊕
Balcony doors opening outwards	⊗
Sliding-tilting type 14 PSK	⊕
Lifting-sliding type 18 HST	⊗
Folding-articulated	⊗

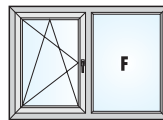
EXECUTION	LIVING SLIDE
Lifting-sliding type 18 HST	⊕

TYPES

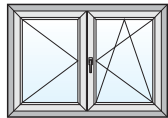
of windows and balcony doors



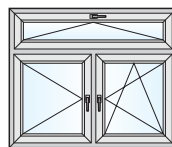
Type 01




Type 01-08



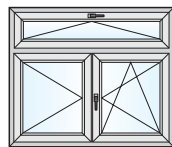
Type 06,07



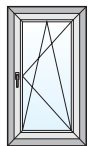
Type 01/01-01



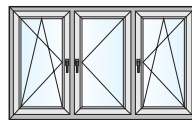
Type 08



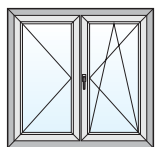
Type 01/06



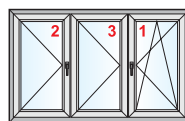
Type 11



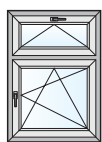
Type 01-01-01



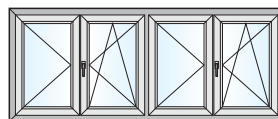
Type 12/13



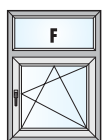
Type 01-01-01B



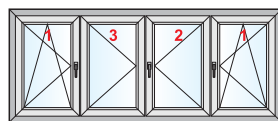
Type 01/01



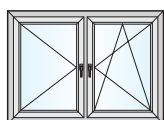
Type 06-06



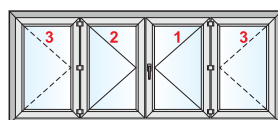
Type 08/01



Type 01-06-01A

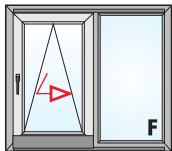


Type 01-01

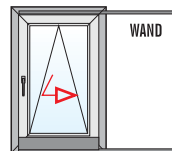


Type 01-06-01C

Sliding-tilting



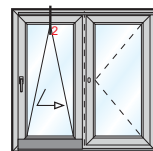
Type 14 PSK



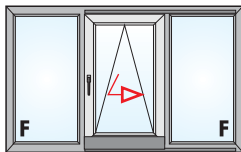
Type 14-A PSK



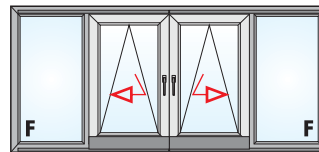
Type 14 PSK-F



Type 14 PSK -FD

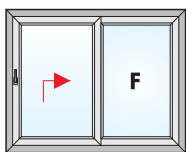


Type 14-B PSK



Type 14-C PSK

Lifting-sliding Living Slide

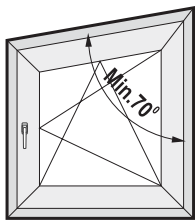


Type 18 HS
1 x casement, 1 x fiksed

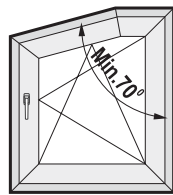
DESIGNER SHAPES

Trapezoid windows

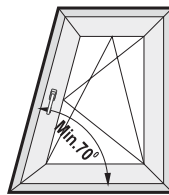
CP1



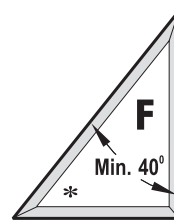
CP2




CP3



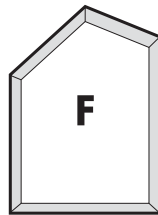
CP4A



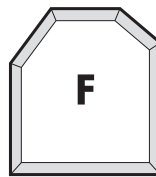
CP5



CP6



CP7

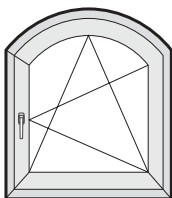


Legend

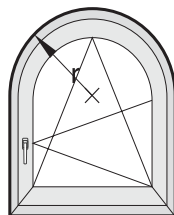
- * - service opening only or fixed glazing
- ** - tilting in only or fixed glazing

Arch and half-round windows

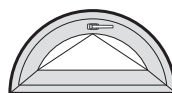
CP11




CP12



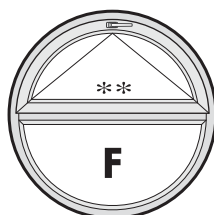
CP13



CP14



CP15



CP16

