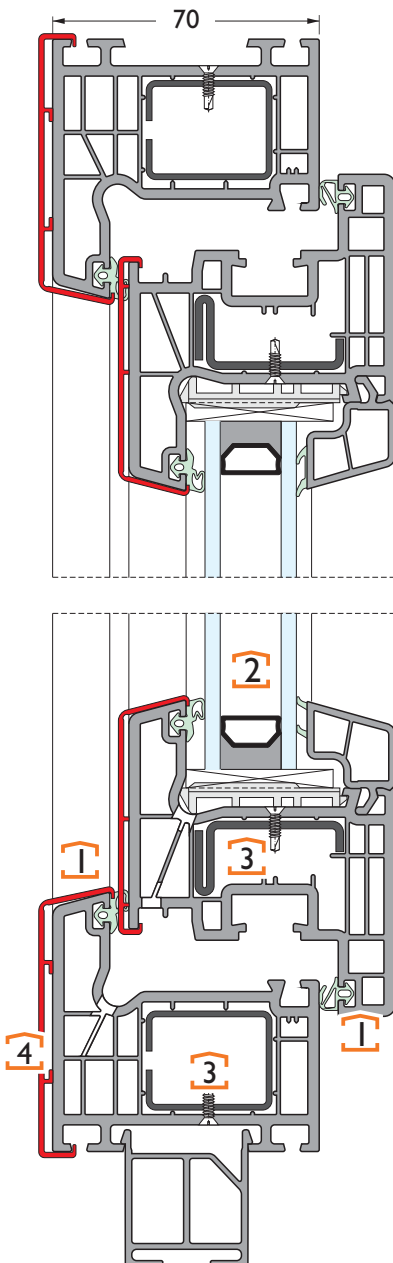


CT70 AS Classic Top Alu

window - vertical section



KONSTRUKTION

Energy-saving 5-chamber PVC profiles are in accordance with DIN EN ISO 1163: PVC-U, EDLP, 078-25-28. The thickness of the profile is 70 mm.

HARDWARE

We install ROTO NX hardware in a silver colour. The certified load-bearing capacity of the standard installed hardware is 130 kg.

1 TWO SEALS ensure optimal tightness.

2 GLAZING

You can choose from a variety of thermal and acoustic insulated and safety glass. A spacer between glass made from rustproof metal sheet or plastic material (TGI) further improves the thermal characteristics of the product.

3 STRENGTHENERS

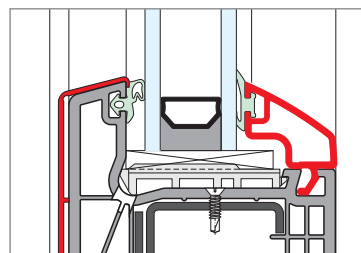
Steel reinforcement sections that are inserted in the vinyl profiles are protected against corrosion.

SURFACE TREATMENT

You can choose from a wide range of standard and RAL colours and decors. Special film with metallic look. The possibility of two-colour surfaces (interior-exterior).

4 ALUMINIUM SURFACES

A powder-coated aluminum clads are environmentally friendly and provides excellent quality and durability of coloured surfaces. A wide range of colors from the RAL color chart, imitation wood decors and colors with a metallic appearance.



Optional:
Design-glazing strip

Thermal transfer coefficient

CT70 AS Classic TA		
U _f - W/m ² K	U _g - W/m ² K	U _w - W/m ² K
1,3	1,1 (TGI)	1,3
	1,0 (TGI)	1,2
	0,7 (TGI)	0,99
	0,6 (TGI)	0,92

Legend

U_f - W/m²K Thermal transfer coefficient on frame window unit calculated according to EN ISO 10077-2.

U_g - W/m²K Thermal transfer coefficient on glazing.

U_w - W/m²K Thermal transfer coefficient on complete window unit calculated according to EN ISO 10077-1.

Possible execution

EXECUTION	CT70 AS Classic TA
Windows and balcony doors	⊕
Balcony doors type I I BS, MFZ 20, MFAT 20	⊕
Balcony doors without upright tip I 2, I 3 BS, MFZ 20, MFAT 20	⊕
Balcony doors opening outwards	⊗
Sliding-tilting type I 4 PSK	⊕
Lifting-sliding type I 8 HST	⊕*
Folding-articulated	⊗
Balcony doors type type KPZ	⊕

Legend ⊕ - possible ⊗ - not possible

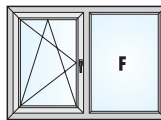
* Only type I 8HST

TYPES

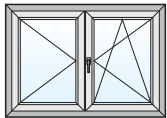
of windows and balcony doors



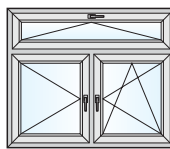
Type 01 CT



Type 01-08 CT



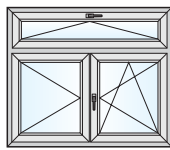
Type 06,07 CT



Type 01/01-01 CT



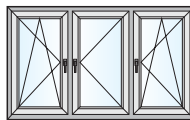
Type 08 CT



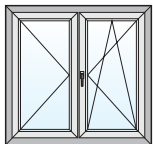
Type 01/06 CT



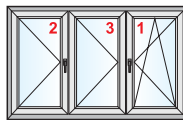
Type 11 CT



Type 01-01-01 CT



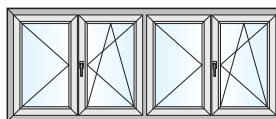
Type 12/13 CT



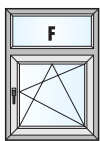
Type 01-01-01B CT



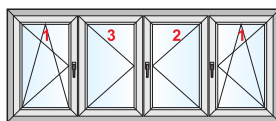
Type 01/01 CT



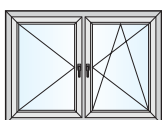
Type 06-06 CT



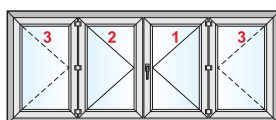
Type 08/01 CT



Type 01-06-01A CT

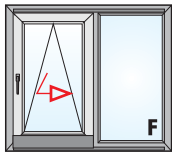


Type 01-01 CT

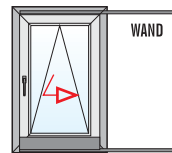


Type 01-06-01C CT

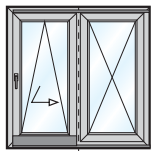
Sliding-tilting



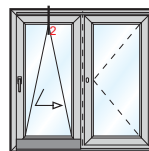
Type I 4 PSK



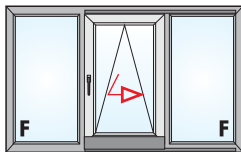
Type I 4-A PSK



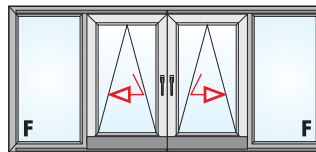
TIP I 4 PSK-F



TIP I 4 PSK -FD

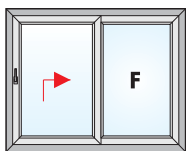


Type I 4-B PSK



Type I 4-C PSK

Lifting-sliding

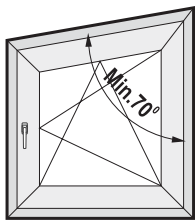


Type I 8 HST
1 x casement, 1 x fixed

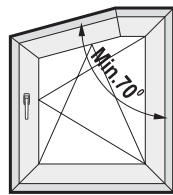
DESIGNER SHAPES

Trapezoid windows

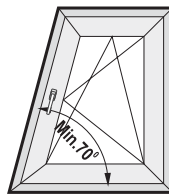
CP1



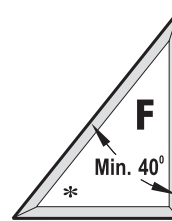
CP2



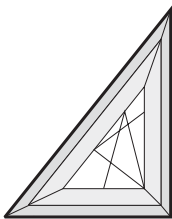
CP3




CP4A



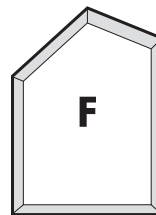
CP4B



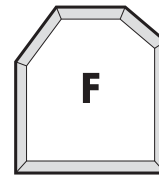
CP5



CP6

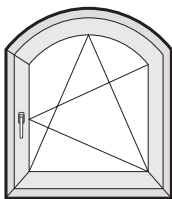


CP7

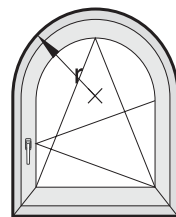


Arch and half-round windows

CP11



CP12



CP13




**

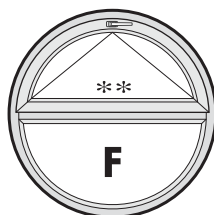
Legend

- * - service opening only or fixed glazing
- ** - tilting in only or fixed glazing

CP14



CP15



CP16

