

Colour chart of wood surfaces

The following wood species are available



spruce

pine

larch

meranti

oak

ENVIRONMENTALLY
-FRIENDLY

We use environmentally-
friendly Water-based
coatings for our three-
layered system of
surface treatment.

glazes (visible wood species structure)

spruce



RF/K 21

RF/K 19

RF/K 11

RF/K 12


RF/K 22

RF/K 15

RF/K 26

RF/K 27

larch



RF/K 25

RF/K 10

RF 200

RL 200

* RL Ö1

RL 21

RL 22

RL 23

pine



RK 1

RK 2

RK 4

RE 21


RE 22

RE 23

RE 200

* RE Ö1

oak



RM 21

RM 22

RM 23

RM 24

RM 25

RM 30

RM 31

RM 32

according to the RAL colour chart



R D 21

R D 22

R D 25

R D 44


* - oiled surface

On the surface treated with oil we make no
guarantees. The products like this requires
at least 2x annual coating with a suitable oil,
which you can buy from us.

Colour chart of wood surfaces

Glazes for wood and wood/aluminium windows and doors - **inside**

spruce



* RFI 01

RFI 1

RFI 2


RFI 6

RFI 7

RFI 10

larch

oak



RLI 1

REI 1

REI 10

THREE- LAYERED COATING SYSTEM

- ☐ The basic coating protects the wood from fungi and insects and evens the differences in the colour of wood.
- ☐ The intermediate layer seals the wood pores and ensures the uniform smoothness of the surface.
- ☐ The final robotized electrostatic coating enables the uniform application of a coating film on the entire surface of the product and consequently increases the durability of products and provides more sophisticated appearance.

* - oiled surface

On the surface treated with oil we make no guarantees.

The products like this requires at least 2x annual coating with a suitable oil, which you can buy from us.